

STI MINI THEFT STOPPER®



STI-6255

PRODUCT OVERVIEW

Here is an inexpensive yet highly effective way to protect fire extinguishers and a wide range of equipment such as fire hoses, sprinkler shutoff valves, guns and medicine cabinets from theft. The device is compact, highly effective and extremely versatile. It does not interfere with fire fighting or use of the protected item in any way. Also, the simplicity of design contributes to its high degree of reliability.

HOW IT WORKS

When used as a cabinet alarm, Mini Theft Stopper (STI-6254), is mounted next to the door or in the cabinet. The reed switch unit is mounted on the door jam and the matching magnet is mounted on the door across from the reed switch. When the protected cabinet door is opened the device sounds a 105 dB warning horn.

For a freestanding fire extinguisher or other freestanding equipment, Mini Theft Stopper (STI-6255), has a special clip that can be used in several ways. An extinguisher's pull pin may be routed through the holes in both prongs of the clip, the clip is then held in place by the extinguisher's seal and when the seal is broken to use the extinguisher, the alarm sounds. The steel clip can also be placed under any type of equipment. When the protected equipment is moved, the clip opens and the alarm sounds immediately.

KEY FEATURES

General Information

- Highly visible "stop sign" design discourages wrongful use of extinguishers.
- Deactivation pin provided for service by authorized personnel.
- Recommended operational range 32° to 120°F (0° to 49°C).
- Does not interfere with lifesaving operations.
- One year guarantee against breakage of ABS housing and on electro mechanical and electronic components.

Design

- Compact design. It is 3.37 in. (86mm) in diameter and 1 in. (25mm) deep.

Construction

- Tough, ABS construction.

Installation

- Mounts next to extinguisher or in cabinet.
- Easy to install with all screws and anchors included.

Electronics

- Three minute automatic reset upon activation.
- Sounds a powerful 105 dB warning horn when activated, drawing attention in a hurry.
- Self-contained 9 VDC alkaline battery is provided.

STI Mini Theft Stopper®

Dimensions and Technical Information

MODELS AVAILABLE

STI-6254	Cabinet Alarm - Reed Switch Activation
STI-6255	Mini Theft Stopper - Reed and Clip Activation
KIT-65	Replacement Breakaway Tie Wraps (Qty. 5)

SPECIFICATIONS

Housing	1/8 in. Polycarbonate
Power Source	9 VDC Alkaline
Operation	Steel Contact Clip Magnetic Reed
Warning Horn at 1 foot	105 dB - High
Cable	1/8 in. galvanized steel 16 to 18 in. long
Dimensions	3.37 in. W x 1 in. D
Standby Current	None
Alarm Current	115 mA
Auto Reset	3 Minutes
Recommended Operating Temperature	32°F to 120°F (0°C to 49°C)

WARRANTY

One year guarantee against breakage of ABS housing in normal use and one year on electro mechanical and electronic components.

PRODUCT INFORMATION

Mini Theft Stopper has two versatile methods of activation. This flexibility of design and compact housing allows this multipurpose unit to protect equipment or cabinets of virtually any kind without sacrificing performance.

REED SWITCH/MAGNET ACTIVATION

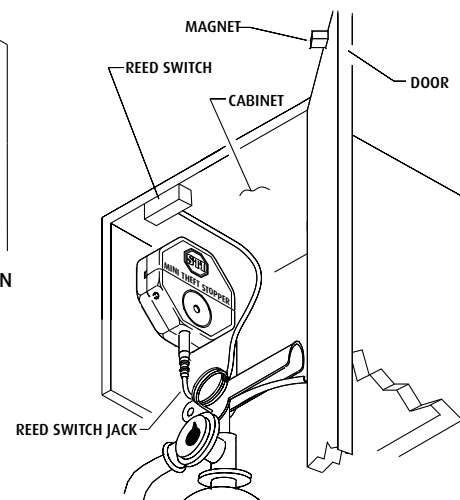
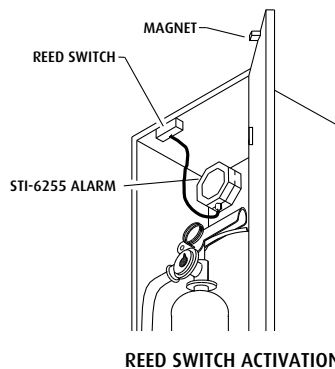
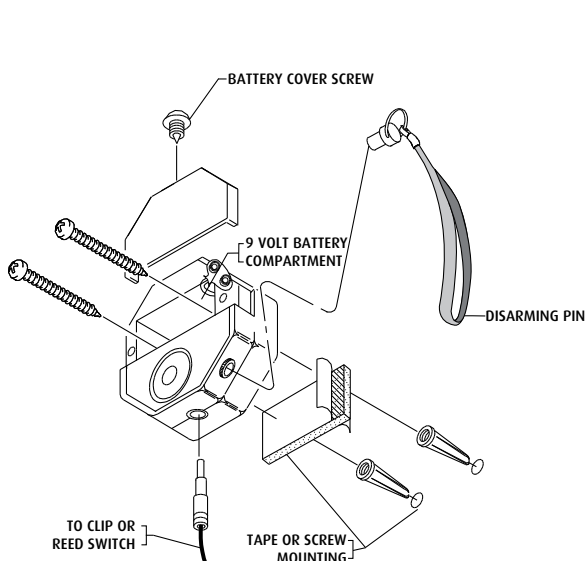
This method of activation is the reed switch and magnet which can be used to protect doors and cabinets, etc. The Mini Theft Stopper is mounted next to the door or in the cabinet, the reed switch mechanism on the door jam as shown below and the magnet is mounted on the door so that when it is closed it is in close proximity to the reed switch. When opened, the alarm will immediately activate.

VERSATILE SPRING STEEL ACTIVATION

A special spring steel clip offers a variety of possibilities. The clip may be used to protect free-standing fire extinguishers by routing the extinguisher's pull pin through the holes in both prongs of the clip, the clip is then held in place by the extinguisher's breakaway seal. When the seal is broken to use the extinguisher, the alarm immediately sounds. The steel clip may also be placed under almost any type of equipment. When the protected device is lifted, the clip expands and the alarm will sound immediately. NOTE: If the extinguisher pin method is used, the State of California requires installation of pin seal by a licensed fire extinguisher contractor.

NOTE

In moderate to high noise, a sound level check should be done (monthly) to verify audibility in all areas the unit is to alert. End user must verify the alarm and battery function every six months and replace battery annually or as required.



Safety Technology International

2306 Airport Road
Waterford, Michigan
48327, USA

Tel: 248-673-9898
Fax: 248-673-1246
Toll-free: 800-888-4784
info@sti-usa.com
www.sti-usa.com

Taylor House
34 Sherwood Road
Bromsgrove, Worcestershire
B60 3DR, England

Tel: +44 (0)1527 520 999
Fax: +44 (0)1527 501 999
info@sti-emea.com
www.sti-emea.com